




Double 3-Way Ball Valve Catalogue



KAVAATA is market leader in Double 3-way valves also known as Double 3-way transfer valves. These valves are manufactured by coupling two "3 Way Ball Valves" together by a rigid/ flexible coupling. A single handle is provided to operate the two valves simultaneously. These types of valves are specially used in Duplex Heat Exchangers and Duplex Filters.

Applicable Standards


Design standard: ISO17292/ API 6D
Testing standard: BS6755/ API598
Pressure-Temperature rating: ASME B-16.34
Flange Dimensions: ASME B16.5/ DIN

Product Specification

- Size: 1/2" - 10" (DN15- DN250)
- Class: 150#, 300#, PN10, PN16
- Material: WCB, CF8M(SS316), CF8(SS304), Duplex SS, Inconel, Hastelloy
- Port: Full Port
- End connection: Flanged End (ANSI/ DIN)
- Operation: Manual (Lever / Operating Flange) / Actuated (Gear / Pneumatic / Electrical)
- Configuration: L-Port / T-Port
- Optional Features: 'Telescopic Handle' to vary the distance between the valves. Pressure Equalization Line

Features that Add Value

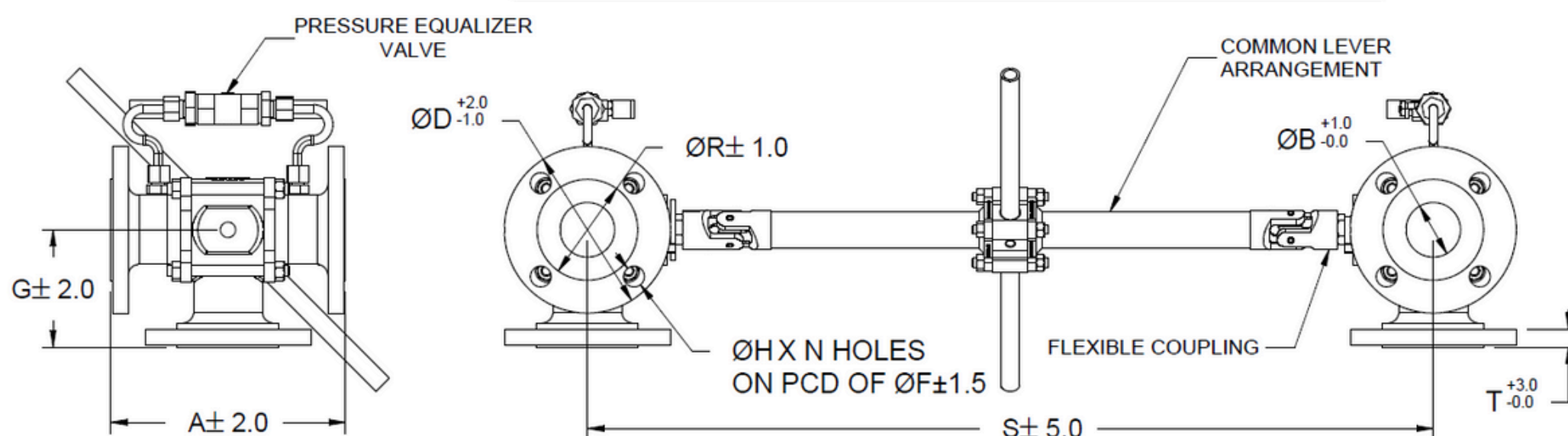
- Designed for duplex filter and duplex heat exchanger
- Easy to operate
- Low maintenance cost
- Available with rigid/ flexible coupling
- Available in L-port Or T-port
- Zero leakage
- Easy Installation and operation
- Wide range of seat and seal materials
- Option to have a 'Telescopic Handle' to vary the distance between the valves and Pressure Equalization Line



Technical Specifications

KAVAATA VALVES

GENERAL DRAWING FOR 3-WAY DOUBLE BALL VALVE



NOTE: (*) INDICATES SIZES IN WHICH THE THIRD SIDE FLANGE IS THREADED ON TO BOSS OF THE BODY

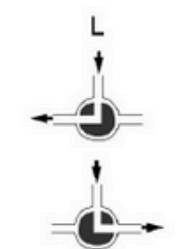
SIZE	A	ØB	ØD	ØR	G	ØF	ØH X N	T	S
15FB	108	13	90	35	66	60.3	16 X 4	11	AS PER CUSTOMER REQUIREMENT
20FB	117	19	100	43	68	69.3	16 X 4	10.9	
25FB	127	25	110	51	75	79.4	16 X 4	11.6	
32FB	165	32	115	63.5	100	88.9	16 X 4	13.2	
40FB*	165	38	127	73	92	98.4	16 X 4	14.7	
50FB*	215	50	150	92	107	120.7	19 X 4	16.3	
65FB*	216	64	180	105	125	139.7	19 X 4	17.9	
80FB*	245	75	190	127	140	152.4	19 X 4	19.5	
100FB*	280	100	230	157.2	190	190.5	19 X 8	24.3	
150FB*	450	150	280	215.9	225	241.3	22.22 X 8	25.9	
200FB	537	200	345	269.9	347	298.5	22.22 X 8	29	
250FB	700	250	405	323.8	400	362	25.4 X 12	30.6	

VALVE STANDARDS	
PRESSURE RATING	ASA 150#
DESIGN	BS5351/ ISO 17292
FLANGE DIMENSION	ASME B-16.5
TEST PRESSURE	BS 6755-1 / API 598

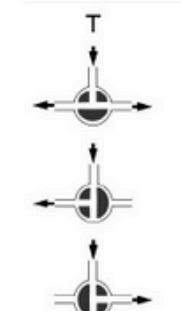
TESTING DETAILS		
TEST PRESSURES	HYDROSTATIC	PNEUMATIC
SEAT	22 KG/ SQ. CM.	5 KG/ SQ. CM.
SHELL	32 KG/ SQ. CM.	—

BALL CONFIGURATION

L-PORT CONFIGURATION



T-PORT CONFIGURATION



(For other pressure classes, please contact us)

CONTACT DETAILS

Head Office: 423, Nazar Camp Cross 3, Main Road, Vadgaon, Belagavi - 590005, Karnataka, India
 Factory Address: 103/ 3, Dewarwadi Village, Chandgad Taluk, Kolhapur Dist, Maharashtra - 416507, INDIA
 Phone : ++91-9243210643/ 9243222573
 E-mail: sales@kavaatavalves.com